

Refrigerating type dryer
Desiccant type dryer
High polymer membrane dryer
Air filter
Auto. drain / others
F.R.L. (Module unit)
F.R.L. (Separate)
Compact F.R.
Precise regulator
F.R.L. (Related products)
Clean F.R.
Electro pneumatic regulator
Air booster
Speed control valve
Silencer
Check valve / others
Joint / tube
Vacuum filter
Vacuum regulator
Suction plate
Magnetic spring buffer
Mechanical pressure SW
Electronic pressure SW
Contact / close contact conf. SW
Air sensor
Pressure SW for coolant
Small flow sensor
Small flow controller
Flow sensor for air
Flow sensor for water
Total air system
Total air system (Gamma)
Ending



Filter/regulator standard white Series

W1000/W3000/W4000/W8000-W Series

New Series of 5 μm elements for dust removal, and 0.3 μm elements for tar removal.

Port size: 1/8 to 1

JIS symbol



Specifications

Descriptions	W1000-W	W3000-W	W4000-W	W8000-W
Working fluid	Compressed air			
Max. working pressure MPa	1.0 Note 2, 3, 4			
Withstanding pressure MPa	1.5 Note 2			
Ambient temperature range °C	5 to 60 Note 5			
Filtration rating μm	5	5 or 0.3		
Set pressure range MPa	0.05 to 0.85 Note 2			
Relief	With relief mechanism			
Drain capacity cm ³	12	45	80	80 (Note 1)
Port size Rc	1/8, 1/4 (3/8 uses an adapter)	1/4, 3/8 (1/2 uses an adapter)	1/4, 3/8, 1/2 (3/4 uses an adapter)	3/4, 1 (1 1/4 uses an adapter)
Product weight kg	0.175	0.6	0.9	2.0
Standard accessories	Pressure gauge and bowl guard			

Note 1: Drainage accumulates up to 170 cm³ only with the manual drain cock.

Note 2: When "F1" with an automatic drain is selected for the W1000-W series, minimum operating pressure is 0.2 MPa, maximum operation pressure is 0.7 MPa and withstanding pressure is 1.05 MPa. Refer to the maximum processing flow table (page 426) for the F1000-W-F1 automatic drain for the maximum working flow. Set the working flow to less than the maximum working flow.

Note 3: When "F1" with an automatic drain is selected, minimum operation pressure must be 0.1 MPa. Air is purged with initial drainage until pressure reaches 0.1 MPa.

Note 4: When "F1" with an automatic drain is selected, minimum operation pressure must be 0.15 MPa.

Note 5: The working temperature range of the pressure switch with indicator PPD assembly "R1" is 5 to 50°C.

Ozone specifications (Ending 10)

W*000 P11

Clean room specifications (catalog No. CB-033SA)

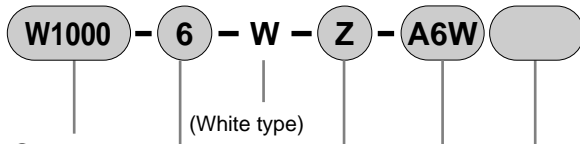
● Dust generation preventing structure for use in cleanrooms

W*000 P7*

Filter/Regulator series

How to order

How to order



A Model no.

B Port size

C Option

D Piping adapter set (Attached)

E Attachment (Attached)

* Refer to page 244 for the explanation of the option.

A Model no.

Symbol		Descriptions	W1000	W3000	W4000	W8000
B Port size						
6		Rc1/8	●			
8		Rc1/4	●	●	●	
10		Rc3/8		●	●	
15		Rc1/2			●	
20		Rc3/4				●
25		Rc1				●
C Option						
Drainage	Blank	With manual drain cock	●	●	●	●
	F	Auto. drain with manual override (NO type: Exhaust w/o pressurized)		●	●	●
	F1 <small>Note 2</small>	Auto. drain with manual override (NC type: No exhaust w/o pressurized)	●	●	●	●
	FF	Large auto. drain with manual override (NO type: Exhaust w/o pressurized)				●
	FF1	Large auto. drain with manual override (NC type: No exhaust w/o pressurized)				●
Bowl material	Blank	Polycarbonate bowl	●	●	●	●
	Z	Nylon bowl	●	●	●	●
	M	Metal bowl		●	●	●
Element	Blank	5 μm	●	●	●	●
	Y	0.3 μm (submicron)		●	●	●
Pressure range	Blank	0.05 to 0.85MPa	●	●	●	●
	L	0.05 to 0.35MPa	●	●	●	●
Relief	Blank	With relief mechanism	●	●	●	●
	N	Nonrelief type	●	●	●	●
Pressure gauge	Blank	With standard pressure gauge (G401)	●	●	●	●
	T	Without pressure gauge (a gauge port is assembled with sealed)	●	●	●	●
	T8	A pressure gauge attached port is assembled by open	●	●	●	●
Flow direction	Blank	Standard flow (left → right)	●	●	●	●
	X1	Reverse flow (right → left)	●	●	●	●
D Piping adapter set (attached) Pages 456, 457						
Blank		Not attached	●	●	●	●
A6W		Rc1/8 piping adapter set	●			
A8W		Rc1/4 piping adapter set	●	●	●	
A10W		Rc3/8 piping adapter set	●	●	●	
A15W		Rc1/2 piping adapter set		●	●	
A20W		Rc3/4 piping adapter set			●	●
A25W		Rc1 piping adapter set				●
A32W		Rc1 1/4 piping adapter set				●
E Attachment (attached) Pages 454, 687						
Blank		Not attached	●	●	●	●
BW		C type bracket	●	●	●	●
B3W		L type bracket	●	●	●	
G49P		Pressure gauge: G49D-8-P10	●	●	●	●
G59P		Pressure gauge: G59D-8-P10	●	●	●	●
G40P		Pressure gauge: G40D-8-P10	●	●	●	●
G50P		Pressure gauge: G50D-8-P10	●	●	●	●
G41P		Pressure gauge: G41D-8-P10	●	●	●	●

Refrigerating type dryer
Desiccant type dryer
High polymer membrane dryer
Air filter
Auto. drain / others
F.R.L. (Module unit)
F.R.L. (Separate)
Compact F.R.
Precise regulator
F.R.L. (Related products)
Clean F.R.
Electro pneumatic regulator
Air booster
Speed control valve
Silencer
Check valve / others
Joint / tube
Vacuum filter
Vacuum regulator
Suction plate
Magnetic spring buffer
Mechanical pressure SW
Electronic pressure SW
Contact / close contact conf. SW
Air sensor
Pressure SW for coolant
Small flow sensor
Small flow controller
Flow sensor for air
Flow sensor for water
Total air system
Total air system (Gamma)
Ending

Standard white Series
F.R.L. unit

Note on model no. selection

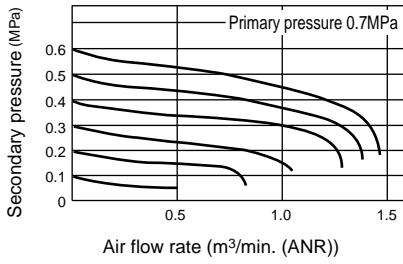
Note 1: R1 pressure switch with indicator is black.
Note 2: W1000-W-F1 is custom order.

Refer to F.R.L. unit Standard type on page 302, for internal structure and dimensions.

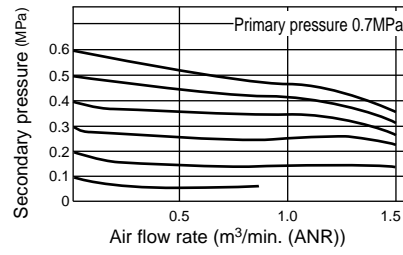
Filter/Regulator Series

Flow characteristic

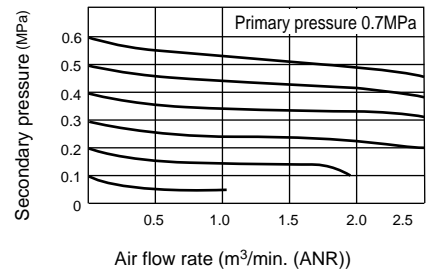
● W1000-6-W



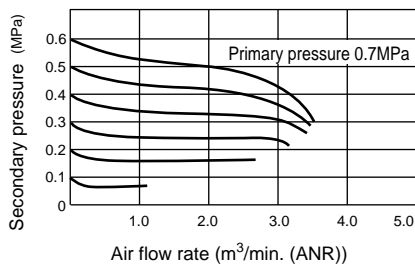
● W1000-8-W



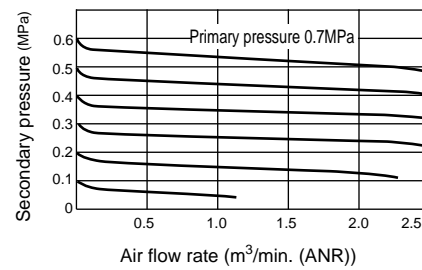
● W3000-8-W



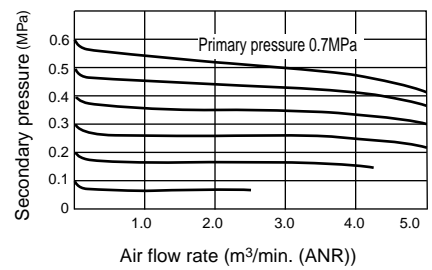
● W3000-10-W



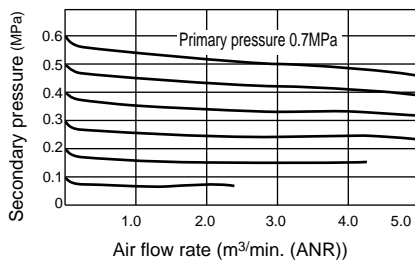
● W4000-8-W



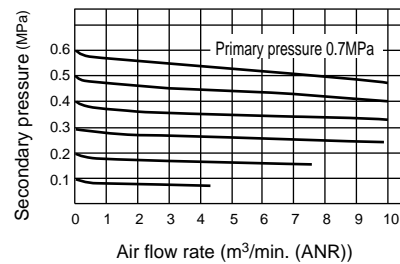
● W4000-10-W



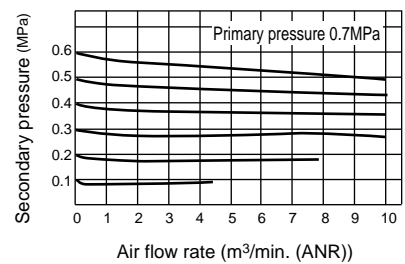
● W4000-15-W



● W8000-20-W

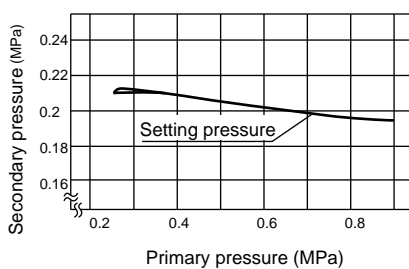


● W8000-25-W

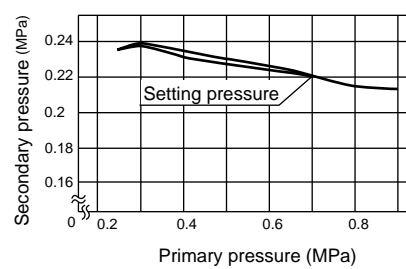


Pressure characteristic

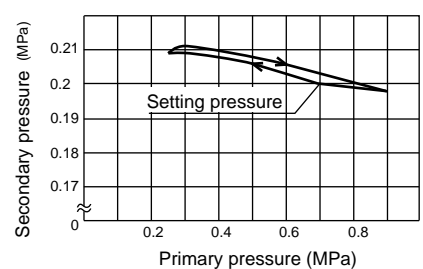
● W1000-W



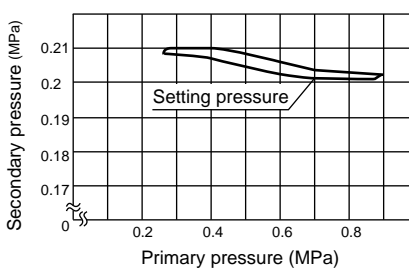
● W3000-W



● W4000-W



● W8000-W

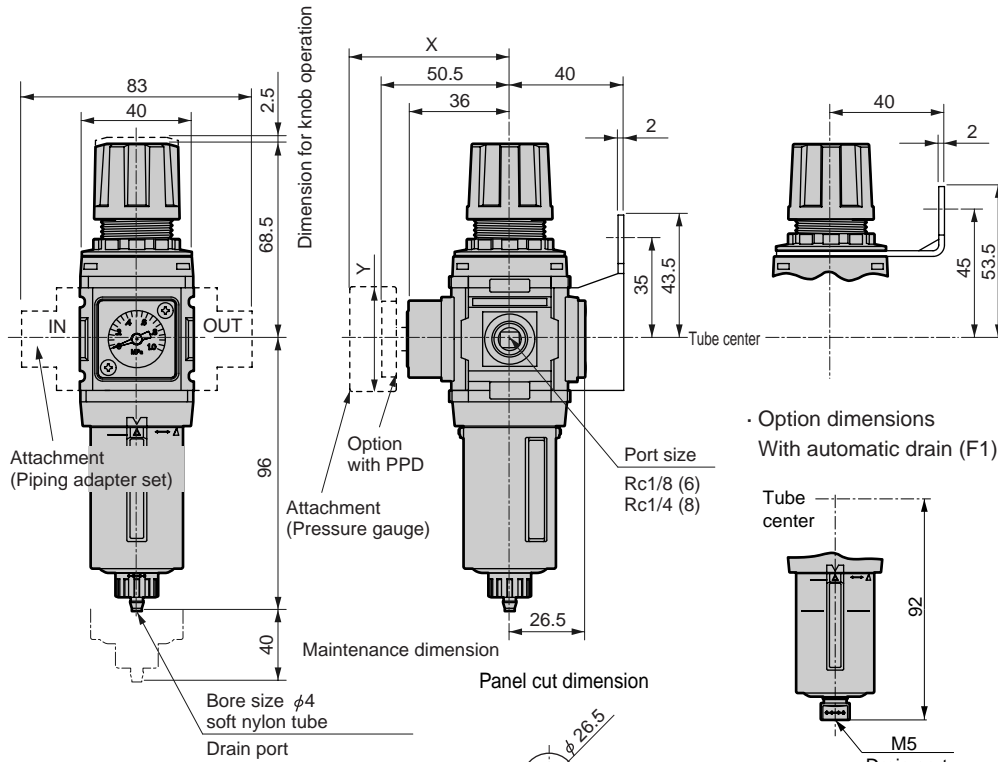


Filter/Regulator Series

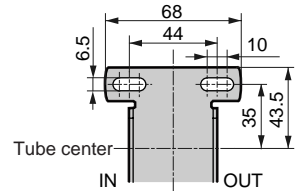
Dimensions



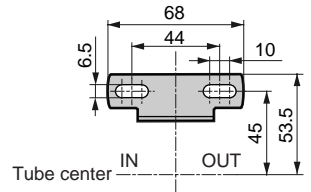
● W1000



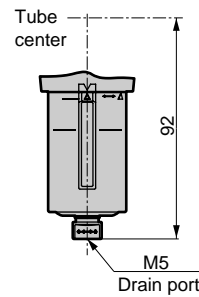
· Attachment
C type bracket (-B)
Part model no.: B120



L type bracket (-B3)
Part model no.: B130



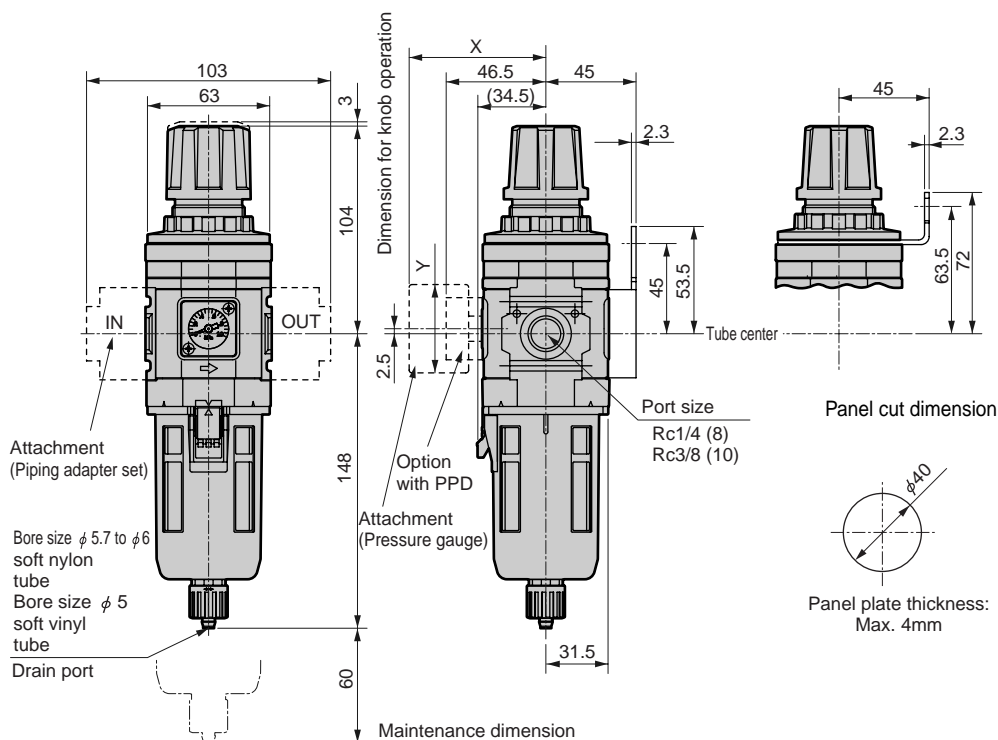
· Option dimensions
With automatic drain (F1)



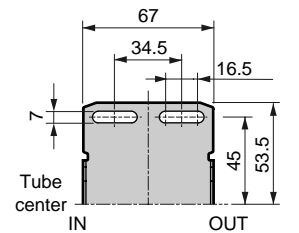
Pressure gauge attached optional dimensions table

Attached pressure gauge	X	Y
G49P	(73.5)	φ 43.5
G59P	(76)	φ 52
G40P	(75.5)	φ 42.5
G50P	(75.5)	φ 52.5
G41P	(74)	φ 42
G52P	(86)	φ 52.5

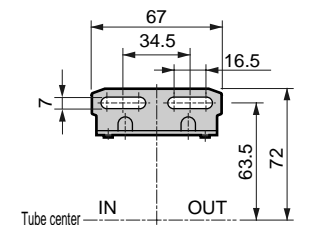
● W3000



· Attachment
C type bracket (-B)
Part model no.: B320



L type bracket (-B3)
Part model no.: B330



Pressure gauge attached optional dimensions table

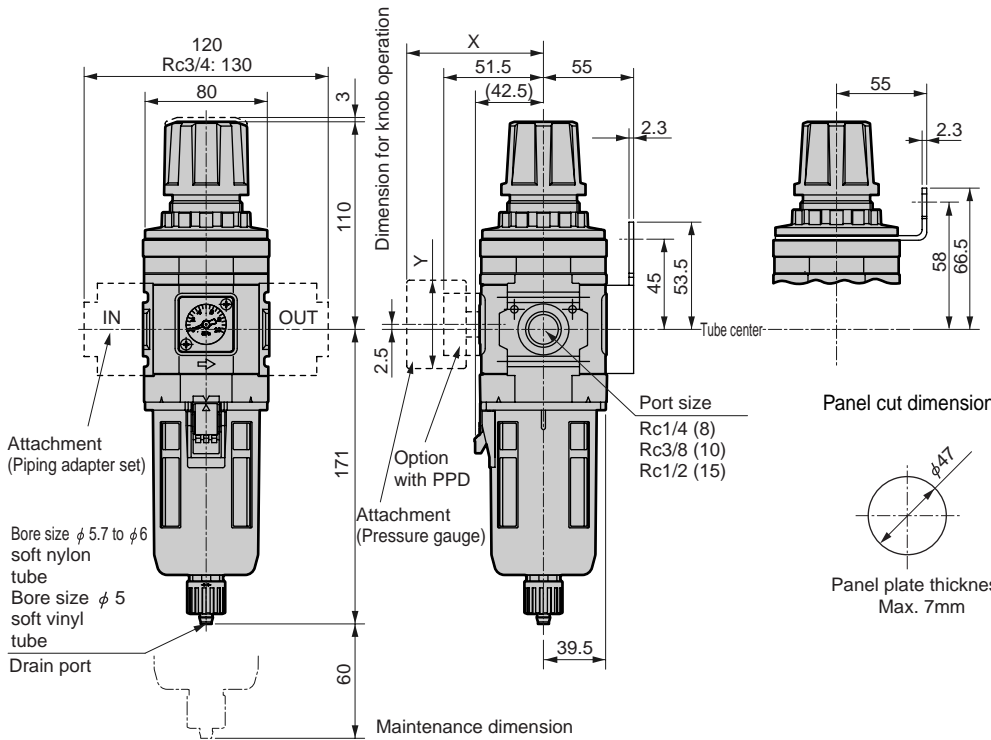
Attached pressure gauge	X	Y
G49P	(69.5)	φ 43.5
G59P	(72)	φ 52
G40P	(71.5)	φ 42.5
G50P	(71.5)	φ 52.5
G41P	(70)	φ 42
G52P	(82)	φ 52.5

● For the plastic bowl, the dimensions of the manual cock and the automatic drain are same.

Dimensions

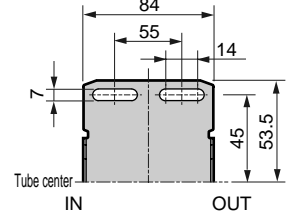


● W4000

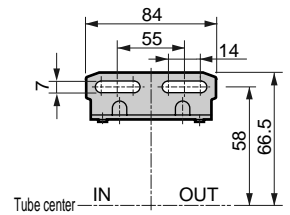


● For the plastic bowl, the dimensions of the manual cock and the automatic drain are same.

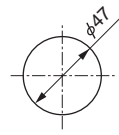
· Attachment
C type bracket (-B)
Part model no.: B420



L type bracket (-B3)
Part model no.: B430



Panel cut dimension

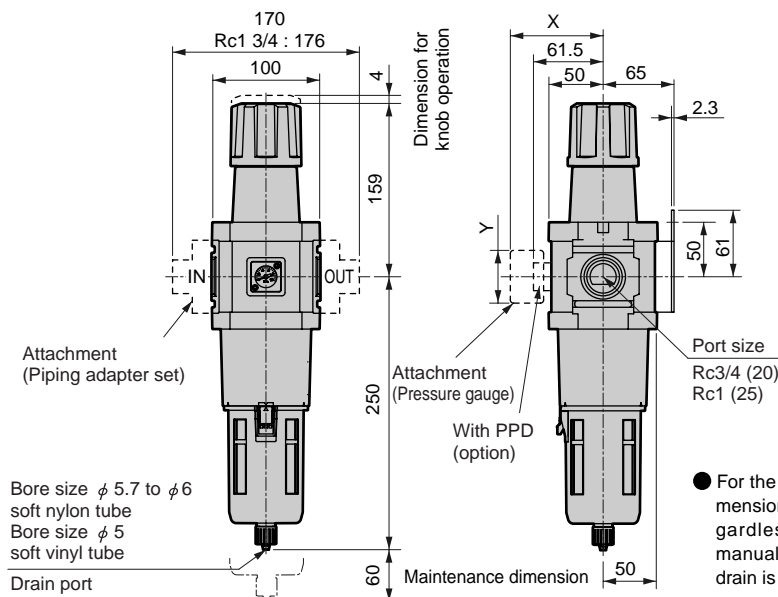


Panel plate thickness:
Max. 7mm

Pressure gauge attached optional dimensions table

Attached pressure gauge	X	Y
G49P	(74.5)	φ43.5
G59P	(77)	φ52
G40P	(76.5)	φ42.5
G50P	(76.5)	φ52.5
G41P	(75)	φ42
G52P	(86)	φ52.5

● W8000

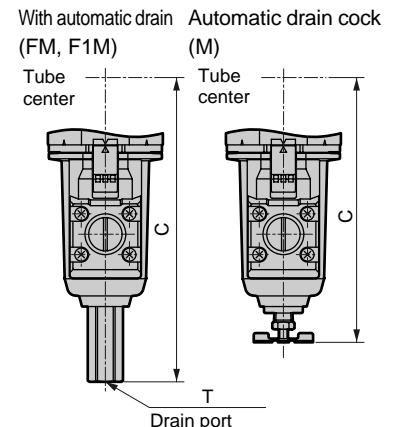


● For the plastic bowl, the dimensions are the same regardless of whether the manual cock or automatic drain is installed.

Optional dimensions



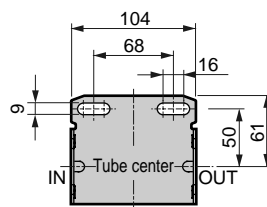
● Metal bowl (option) (W3000, 4000, 8000)



Pressure gauge attached optional dimensions table

Attached pressure gauge	X	Y
G49P	(84.5)	φ43.5
G59P	(87)	φ52
G40P	(86.5)	φ42.5
G50P	(86.5)	φ52.5
G41P	(85)	φ42
G52P	(98)	φ52.5

· Attachment
C type bracket (-B)
Part model no.: B820



Dimensions

Model no.	With automatic drain		Manual cock
	C	T	
W3000	163.5	Rc1/4	143.5
W4000	187	Rc1/4	166.5
W8000	266	Rc1/4	245.5

Refrigerating type dryer
Desiccant type dryer
High polymer membrane dryer
Air filter
Auto. drain / others
F.R.L. (Module unit)
F.R.L. (Separate)
Compact F.R.
Precise regulator
F.R.L. (Related products)
Clean F.R.
Electro pneumatic regulator
Air booster
Speed control valve
Silencer
Check valve / others
Joint / tube
Vacuum filter
Vacuum regulator
Suction plate
Magnetic spring buffer
Mechanical pressure SW
Electronic pressure SW
Contact / close contact cont. SW
Air sensor
Pressure SW for coolant
Small flow sensor
Small flow controller
Flow sensor for air
Flow sensor for water
Total air system
Total air system (Gamma)

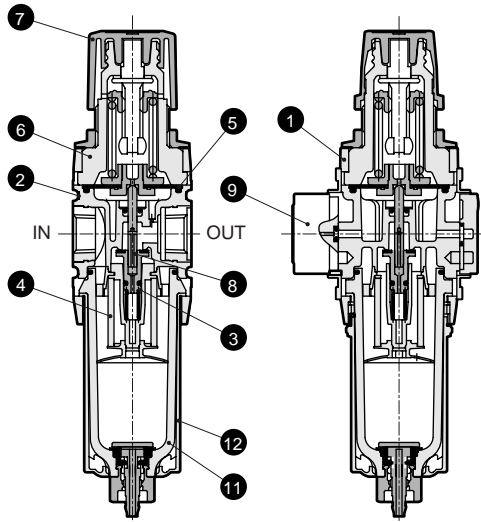
Standard Series
F.R.L. unit

Filter/Regulator series

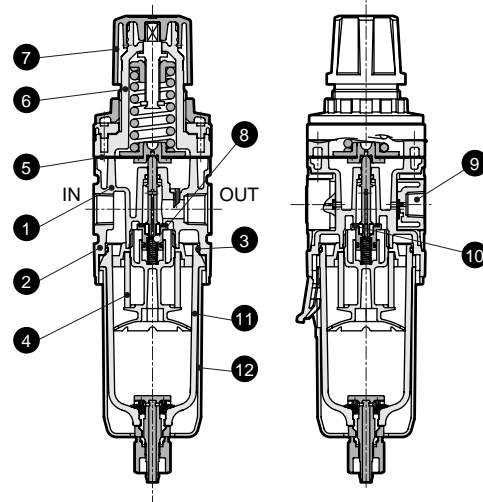
Internal structure and parts list

Internal structure and parts list

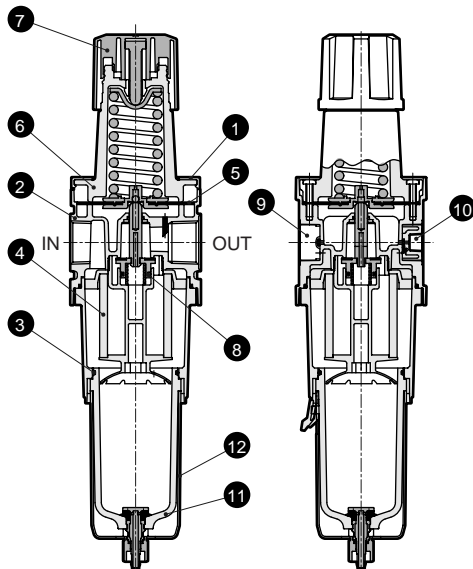
● W1000



● W3000 · W4000



● W8000



- Refrigerating type dryer
- Desiccant type dryer
- High polymer membrane dryer
- Air filter
- Auto. drain / others
- F.R.L. (Module unit)
- F.R.L. (Separate)
- Compact F.R.
- Precise regulator
- F.R.L. (Related products)
- Clean F.R.
- Electro pneumatic regulator
- Air booster
- Speed control valve
- Silencer
- Check valve / others
- Joint / tube
- Vacuum filter
- Vacuum regulator
- Suction plate
- Magnetic spring buffer
- Mechanical pressure SW
- Electronic pressure SW
- Contact / close contact cont. SW
- Air sensor
- Pressure SW for coolant
- Small flow sensor
- Small flow controller
- Flow sensor for air
- Flow sensor for water
- Total air system
- Total air system (Gamma)
- Ending

No.	Parts name	Material			
		W1000	W3000	W4000	W8000
1	Palate cover	ABS resin			
2	Body	Polyamide resin, steel	Aluminium alloy die-casting		
3	O ring	Note 2	Special nitrile rubber		
4	Element	Note 1	Polypropylene		
5	Diaphragm assembly	Polyacetal resin Polypropylene	Zinc alloy die-casting, nitrile rubber		
6	Cover	Polyamide resin	PBT resin	Aluminium alloy die-casting	
7	Knob	Polyacetal resin			
8	Valve assembly	Brass, hydrogen nitrile rubber (polyacetal resin: W3000, W4000 only)			
9	Pressure gauge assembly	PBT resin, polyacetal resin, polycarbonate resin, nitrile rubber, brass, steel			
10	Gage plug assembly	-		Polyamide resin, nitrile rubber, steel	
	Blanking plug assembly	PBT resin, nitrile rubber, steel	-		
11	Bowl assembly	Polycarbonate resin, polyacetal resin, urethane resin			
12	Bowl guard	Polyamide resin	Polyamide resin		

Note 1: W1000 is element assembly.

Note 2: O-ring of W1000 is special shaped.

Standard Series
F.R.L. unit